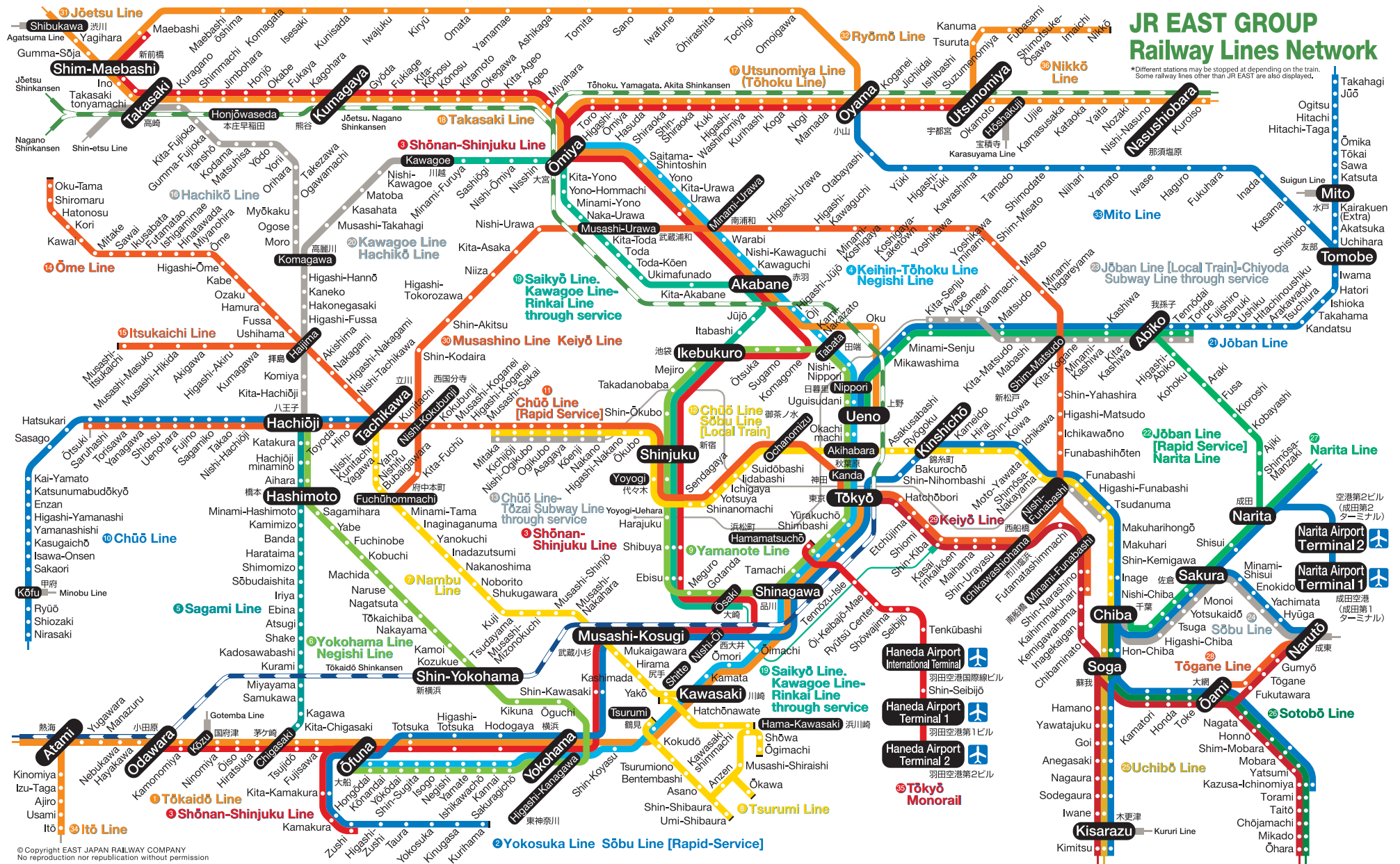


JR EAST GROUP Railway Lines Network

* Different stations may be stopped at depending on the train.
Some railway lines other than JR EAST are also displayed.



© Copyright EAST JAPAN RAILWAY COMPANY
No reproduction nor republication without permission

- | | | | | |
|---|--|---|---|------------------------------|
| 1 Tōkaidō Line | 8 Tsurumi Line | 15 Itsukaichi Line | 22 Jōban Line [Rapid Service] Narita Line | 28 Keiyō Line |
| 2 Yokosuka Line Sōbu Line [Rapid Service] | 9 Yamanote Line | 16 Hachikō Line | 23 Jōban Line [Local Train]-Chiyoda Subway Line through service | 29 Musashino Line Keiyō Line |
| 3 Shōnan-Shinjuku Line | 10 Chūō Line | 17 Utsunomiya Line (Tōhoku Line) | 24 Sōbu Line | 30 Jōetsu Line |
| 4 Keihin-Tōhoku Line Negishi Line | 11 Chūō Line [Rapid Service] | 18 Takasaki Line | 25 Uchibō Line | 31 Ryōmō Line |
| 5 Sagami Line | 12 Chūō Line Sōbu Line [Local Train] | 19 Saikyō Line Kawagoe Line-Rinkai Line through service | 26 Sotobō Line | 32 Mito Line |
| 6 Yokohama Line Negishi Line | 13 Chūō Line-Tōzai Subway Line through service | 20 Kawagoe Line Hachikō Line | 27 Narita Line | 33 Itō Line |
| 7 Nambu Line | 14 Ōme Line | 21 Jōban Line | 28 Tōkyō Monorail | 34 Tōkyō Monorail |
| | | | 29 Tōgane Line | 35 Nikkō Line |



2013.3.16



Thank you for choosing JR East, and we hope you have a pleasant trip.



JR東日本をご利用いただき、まことにありがとうございます。快適なご旅行をお楽しみください。

JR East InfoLine

Provides information about train schedules, the shortest route to your intended destination, how to purchase tickets, lost items, and more in English. Open from 10:00 a.m. to 6:00 p.m. (excluding the year-end/New Year holiday period).

英語で、列車スケジュール、目的地への最短ルート、きっぷの買い方、お忘れ物などの情報を提供しています。営業時間は午前10時～午後6時です。(年末年始休日期間を除く)



Call 050-2016-1603 Seat reservations cannot be made via telephone. 電話での座席の予約は承っておりません。

JR EAST Website www.jreast.co.jp/e/

Offers the latest JR East information, 24 hours a day, in English. Major train schedules Train operation information Fares and charges Discount coupons Route information Recommending sightseeing destinations Customer support Maps of major stations etc.

英語で、JR東日本の最新情報を24時間ご案内しています。主要列車の時刻表 列車の運行情報 運賃・料金 おトクなきっぷ 路線案内 おすすめの観光地 カスタマーサポート 主要駅の構内図 など

Tokyo Station JR EAST Travel Service Center


- A Tourist Information**
- B Travel Services/Pass Exchange**
- C Baggage Services**
- D Currency Exchange/ATM**

This facility provides four services comprehensively, including "Tourist Information" and "exchange and sales of rail passes such as the JR EAST PASS". Foreign visitors to Japan will find it convenient as the starting point of their travel.

- Location : Marunouchi North Exit of Tokyo Station
- Business Hours : 7:30~20:30 (7:30~22:00 for ATM)
- Languages : English, Chinese, Korean *C and D only offer services in English
- Wi-Fi access and computers freely available

「観光案内」「JR EAST PASS等 /パス類の引換・発売」などの4つのサービスを一体的に提供する施設です。海外から日本を訪れたお客さまのご旅行の出発点として便利にご利用いただけます。

- 場所 : 東京駅丸の内北口
- 営業時間 : 7:30~20:30 (ATM7:30~22:00)
- 対応言語 : 英語、中国語、韓国語 ※CとDは英語のみ対応
- 無料のWi-Fi、無料でご利用いただけるパソコンを設置



Suica www.jreast.co.jp/e/pass/suica

Suica is a type of prepaid electronic money that can be used for transportation and shopping.

- (1) You may use it over and over again by charging it at ticket vending machines.
- (2) Pass quickly through ticket gates with just one touch – there's no need to buy a ticket.
- (3) Suica can also be used in the Tokyo metropolitan area for railways and buses other than JR.
- (4) Enjoy convenient and easy shopping at stores displaying the mark at right.

Suicaは移動やお買い物に使えるプリペイド式電子マネーです。

- (1) 券売機で入金(チャージ)することで、繰り返し使用できます。
- (2) 改札機の通過がワンタッチでスピーディーに、きっぷを買う必要がありません。
- (3) 首都圏はSuicaが1枚あれば、JR以外の鉄道もバスも乗車いただけます。
- (4) 右のマークがあるお店で、簡単ラクラクショッピング。



The estimated prices and features on this pamphlet are those after the price revision in April 2014. 2014年4月価格改定後の予定金額・効力を掲載しています。

Recommend オススメ

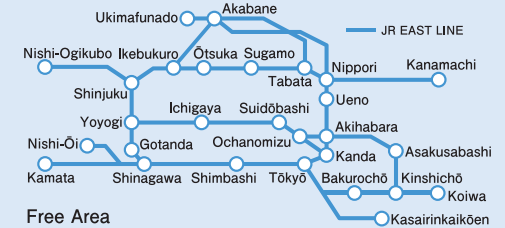
Tokunai Pass (Tokyo Metropolitan District Pass)

都区内バス

This pass provides unlimited rides for one day on all JR lines within the 23 Special Wards of Tokyo. It can be purchased at the ticket vending machines in the stations within the area on the right.

Adult: ¥750 Child: ¥370

東京23区内のJR線が1日乗り降り自由。右記のエリアの駅の券売機で購入できます。大人:¥750 子供:¥370



JR Kanto Area Pass

The JR Kanto Area Pass is an economical unlimited travel pass that covers Tokyo and the surrounding areas, the "Kanto Area." It includes unlimited rides for three days on Shinkansen and Limited Express trains in the Kanto Area. You can also easily access popular sightseeing areas, including Izu, Fuji, and Nikko.

Adult: ¥8,300 Child: ¥4,200

東京とその周辺地域「関東エリア」一円をカバーするお得なフリーパス。関東エリアの新幹線や特急列車が3日間乗り放題。伊豆・富士山、日光など人気の観光地へも気軽にアクセスできます。大人:¥8,300 子供:¥4,200



Sale Locations 販売箇所

Station	Office
Narita Airport Terminal 1 成田空港	JR EAST Travel Service Center JR Ticket Office みどりの窓口
Narita Airport Terminal 2 空港第2ビル	JR EAST Travel Service Center JR Ticket Office みどりの窓口
Haneda Airport International Terminal 羽田空港国際線ビル	JR EAST Travel Service Center (Tokyo Monorail 2F Ticket Gate / Arrival Lobby) (東京モノレール2F改札/到着ロビー)

Station	Office
Tōkyō 東京	JR EAST Travel Service Center
Shinagawa 品川	Travel Service Center びゅうプラザ
Ueno 上野	Travel Service Center びゅうプラザ
Shinjuku 新宿	Travel Service Center (East) びゅうプラザ(東口)
Shibuya 渋谷	Travel Service Center びゅうプラザ
Ikebukuro 池袋	Travel Service Center (West) びゅうプラザ(西口)
Yokohama 横浜	Travel Service Center びゅうプラザ

JR EAST Cautions for usage

- Please buy a correct ticket to your destination. If your ticket does not contain a record of when you entered the ticket gate, the automatic gate may close when you attempt to leave.
- If you lose your ticket, you may be asked to explain what happened, and confirmation may take time. You may also be requested to pay an additional fare equal to three times the basic fare for the distance from the departing station.
- Please do not use your mobile phone on the train. (Please be considerate of passengers nearby.)
- Adults are 12 years or older, children are ages 6 to 11, and small children are age 5 or younger. Adults and children must purchase tickets.

JR東日本をご利用の際の注意

- きっぷは正しく目的地までお求めください。改札機で入場した記録がないきっぷは、出場時自動改札機の扉が閉まる場合がございます。
- きっぷを紛失された場合、事情をお聞きする場合がございます。確認にお時間がかかります。電車の出発駅から3倍の運賃をお支払いいただくこともございます。
- 車内での携帯電話のご使用はご遠慮ください。(周りのお客さまにご配慮ください。)
- 大人は12歳以上、子供は6歳～11歳、乳幼児は5歳以下です。大人・子供はきっぷをご購入ください。

The information is current as of March 2014. It may be changed with no prior notice.